



Putney School of Art & Design

October Half Term Programme
28 OCT – 1 NOV 2024



In partnership with

enable.

For happy, healthier communities.
Not for profit.



About Us?

About Putney School of Art and Design

Putney School of Art and Design was originally founded in 1883, and has been in Oxford Road, Putney since 1895. The main benefactor of the original Victorian school was Sir William Lancaster, an eminent local politician and philanthropist.

The school offers art and design courses, including painting, drawing, pottery, photography, sculpture, printmaking as well as more specialised courses including the Art and Design Diploma, family learning for parent and child working together, and courses for young people aged 13–17 years.

About Enable

Enable is a not-for-profit organisation, working in partnership with councils, charities and other organisations to deliver health, leisure and community services and events that enrich people's lives. We go further, reinvesting any profit from our activities to make an even bigger difference, strengthening the communities we work with. Putney School of Art and Design is brought to you by Enable, in partnership with Wandsworth Council.

Courses For Adults

Life Drawing (All Levels) | Tutor: Annabel Cullen

The course is open to both beginners and the experienced student alike. The emphasis will be on observation, building upon basic principles of drawing and moving towards personal expression through experimentation with various media and techniques.

The aim of the course is to encourage students to develop their drawing and painting skills via access to what some consider the most compelling form, the human body.

Good Artists Copy and Good Artists Steal: Vincent van Gogh and the Expressionists | Tutor: Ian Ellis

On this course we will explore how Vincent van Gogh's use of colours, compositions, and techniques influenced the Expressionist movements and many modern masters of the twentieth century, including German Expressionism, Picasso, Matisse, Soutine and Francis Bacon. On the first day, we will discuss what made Van Gogh's work so influential, focusing on how and why his artistic approach shaped the work of these later artists. You will study and work from an expressionist painting or paintings of your own choosing, with demonstrations provided to aid your understanding.


On the second day, you'll work from photographs of landscapes, portraits, or animals, applying the concepts discussed on day one to create your own small-scale Expressionist studies. Finally, on the third day, you'll use one or more of these studies to attempt a large-scale Expressionist painting.

Introduction to Watercolour | Tutor: Paul Dixon

You will be taught the basic skills and techniques of watercolour, such as mixing, layering, washes and use of materials (paper, brushes, paints etc.). Different subjects will be explored, such as landscape, and still life. Demonstrations will be given to gain an understanding of how to approach and manipulate watercolour in different ways.

2 Days: Drawing & Pastels (All Levels) | Tutor: Paul Dixon

On this two-day course, you will be taught ways in which to manipulate chalk pastels, while working from subjects such as still life and landscape, utilizing different drawing applications such as blending, hatching, smudging, and overlaying, guided by the tutor and some reference to artists work.





Portrait Drawing (All levels) | Tutor: Eithne Healy

An intensive one-day course working with varied approaches to portrait drawing.

Applying some lively and exploratory exercises to observational work, students will test out different drawing materials and approaches to this subject; line, tone and gestural mark-making with a view to creating a unique body of responses on paper.

2 Days: Etching All Level | Tutor: Melanie Bellis

This is a practical, workshop-based course for beginners, those wanting to refresh their skills and also for experienced students. As a beginner you will be taught core etching processes, hard ground and aquatint, through demonstrations, and hands-on practice preparing and printing your own etchings. As a more experienced printmaker you will be able to pursue your own projects with 1:1 guidance and support, to enable you to develop your ideas and stretch your skills.

2 Days: Screenprinting workshop (Inter / Adv)

| Tutor: Katie Preston

For students with previous experience of screen printing, the course will provide an opportunity to have 2 full days of printing to consolidate a project or work on something new.

2 Days: Screenprinting Workshop (Beginners) | Tutor: Katie Preston

For beginners and a refresher for those with previous experience of screen printing, the course aims to cover the core principles of screen printing for beginners and provide those familiar with the practice an opportunity to have 2 full days of printing to consolidate a project or work on something new. For those new to screen printing - please bring an image with you that you would turn into a screen print. This could simply be something from your sketch book, a drawing or painting that you have made in another class or a photograph that you have taken.


3 Days: Pottery Workshop | Tutor: John Dawson

This course is aimed at anyone interested in improving their throwing skills. The more experienced students can work on their own self-directed projects. All students will have the opportunity to observe demonstrations over the three days in the art of throwing.

Pottery: Glazing Workshop | Tutor: Leigh Jenkinson

This course is aimed at students that want to improve their glazing techniques. Some experience with pottery is expected but not required. This course will go over the common pitfalls of glazing, how to glaze your pots successfully and think about designing your pots for easy glazing.

We will also work on testing glazes and building up a collection of test tiles. The course will also discuss using oxides and colourants, the importance of temperature, and how to mix your own glazes. You will also have instruction on how to use the spraybooth.



A Botanical Still Life: Fruits and seed pods in a quiet homely setting | Tutor: Jaco Nel

The tutor will tailor the complexity of the subject to a range of skill levels i.e. Beginners (some experience) will be encouraged to do something fairly simple (lacking complexity) such as limit the number of botanical subjects in a paired down composition. Intermediate students (well versed in both graphite drawing and watercolour painting specific to botanical illustration) will be tasked with something more complex with more elements as part of the composition. Advanced level students (those of you with extensive experience) will be working on a range of botanical subjects as part of their still life composition.

After an induction, this course will start with a quick look at compositional consideration for setting up your still life using a range of subjects including flowers, seed pods, fruit and or vegetables. We will then move directly into each student setting up a composition and start drawing the individually chosen layout. In the afternoon you will be encouraged and assisted to continue your drawing and start painting / graphite shading / mixed media application. This will involve doing a combination of line drawings and rendered drawings of the whole of the subject matter which may include any one or more from this list: bulbs/corms/rhizomes, plants – including leaves and stems, flowers and/or seed pods.

The next day, you will continue to draw and render the subject we set out with at the start of this workshop, and the tutor will be on hand to guide and demonstrate specific techniques and or skills towards the completion of this project. We will each aim to complete a drawing of the subject matter by the end of the second day.



2 Days: Experimental Landscape Painting | Tutor: Nigel Murray

Landscapes are the starting point for exploring different ways to paint. Weather permitting, we will go outside to do sketches and take photos for use back in the studio. We will try out wet into wet techniques, the use of masking fluid, acrylic medium for glazing, candle wax and adding materials like salt. This will lead to creating your own personal response/s.

Open Studio: Relief Printing | Tutor: Paul Schofield

Open studio Printmaking sessions are available to those that already have experience of relief printing including Lino, Mono print and Collagraph techniques and are interested in developing their own projects. You will be expected to manage the progress of your own work although advice will be available if required.



Open Studio Etching | Tutor: Melanie Bellis

Open studio Etching sessions are available to those who already have experience of etching and are interested in developing their own projects. This is an opportunity to work independently and develop your work. Tutor input and support is available throughout if needed.

Lightroom and Photoshop for Photographers | Tutor: Simon Fernandez

Learn how to edit, colour correct, and make adjustments to your photos to bring out their true potential. This course will guide you through the process of image manipulation software to attain professional results from your camera.

ONLINE: Digital Illustration | Tutor: Isabella Kuijers

This one-day ONLINE workshop is for students with some basic knowledge of Procreate and will enhance your skills for using the App. The Procreate App is a powerful, portable and intuitive drawing resource. In this course we will learn how to create an image in Procreate using layers, blending modes, masks and many of its other exciting features.



Introduction to B&W Darkroom Photography

| *Tutor: Simon Fernandez*

On this taster course, you will be taught the basic skills of using a photographic darkroom and the safe use of chemicals to create a number of images. You will have a demonstration on the proper use of darkroom equipment, and how to use an enlarger and timer, combined with various printing techniques to produce a black and white photograph. Using traditional and modern printing techniques you will be shown how to create high quality black and white images.

Open Studio: Pottery | *Tutor: Leigh Jenkinson / Simon Ashworth*

Open studio sessions are available to those that already have experience working with clay and are interested in working to complete their own projects. You will be expected to manage the progress of your own work although advice will be available if required.

Introduction to Pottery | *Tutor: Sarah Deeks*

This one-day workshop will introduce beginners to the basic throwing and handbuilding techniques for creating forms in clay. Your experienced tutor will also demonstrate these techniques and guide you with your own work.

2 Days: Introduction to Pottery - Throwing | *Tutor: Sarah Deeks*

Learn and enjoy the art of throwing with professional instruction on how to make a range of pottery shapes on a wheel. This course is aimed at anyone interested in clay and pottery and the perfect course for complete beginners who wants to see what it's all about or for those aiming to improve your basic throwing skills to the next level.

Learn to Draw | *Tutor: Sophie Ambrose*

On this one day 'taster' course, you'll be introduced to some of the basic skills of observational drawing, including line, space, tone and proportion. There'll be demos and plenty of one-to-one attention and examples of artists work to inspire you during this relaxed, friendly class.



Courses For Families And Young People

2 Days: Printmaking for Young People (Lino & Mono) 13-17 Years

| Tutor: *Sophie Ambrose*

An enjoyable and challenging 2-day introduction to printing – lino and monoprinting. The course is designed to build on existing skills to create a varied body of work useful for GCSE and A level course work or for a dynamic foundation portfolio, or for those students wanting to have a go at printing projects.

Photography for Young People 13-17 years | Tutor: *Robert Obreja*

On this course, the basics of taking digital pictures will be explored with demonstrations by the tutor along with some class-based teaching and plenty of practical sessions to practice using a digital camera. We will look at genres of photography such as taking pictures of people, street photography and well-known photographers' work. This will help deepen the understanding of photography and how a camera works.

The course will include interactive lectures, critiques sessions of your pictures and looking at well-known photographer's work in this field. There will be a substantial practical element with lively photo shoots.

Family Learning Pottery | Tutor: *Belinda Bates*

Have fun making and decorating clay pots and figures. There will be a themed project and materials are supplied. Your work will be fired once, if collected later. For parent and child aged 7-12 working together.





Kids Pottery Club | *Tutor: Leigh Jenkinson*

The course is an enjoyable and creative pottery club for children to express themselves through the medium of clay. There will be a themed project and materials are supplied. Your work will be fired once, if collected later. Age range: 8-12 years not accompanied by adult.

Art and Design for Young People 13-17 years | *Tutor: Eithne Healy*

An enjoyable and challenging 2-day course designed to build on existing skills to create a varied body of work useful for GCSE and A level course work or for a dynamic foundation portfolio. The course aims to explore drawing and printmaking media to explore line, tone and structure then introducing further mark making techniques.

Family Learning Drawing & Painting | *Tutor: Antonia Reina*

With an emphasis on fun, this is an opportunity to work with your child on some great creative projects, learning new skills along the way. You will be working with drawing materials as well as paints, and other art materials. For parent and child aged 7-12 working together.

Kids Art Club | *Tutor: Antonia Reina*

The course is an enjoyable and creative art club for children to express themselves through drawing, painting, printing and mixed media. There will be a new project each session and materials are supplied.

Age range: 8-12 years not accompanied by adult.



Time	Title	Dates	Days	Room	Fee	60+	Code
10am - 4pm	Good Artists Copy, Great Artists Steal	28-30 Oct	3	Studio 2	£149	£114	12993
10am - 4pm	Introduction to Watercolour	28 Oct	1	Studio 3	£51	£39	12994
10am - 4pm	2 Days: Drawing & Pastels	29-30 Oct	2	Studio 3	£102	£78	12996
10am - 4pm	2 Days: Printmaking for Young People 13-17 Years	28-29 Oct	2	Studio 4	£99		12997
10am - 4pm	Portrait Drawing (All levels)	30 Oct	1	Studio 4	£60	£49	12998
10am - 4pm	2 Days: Etching All Level	28-29 Oct	2	Print Studio	£112	£88	13000
10am - 4pm	2 Days: Screenprinting Workshop (Beginners)	30-31 Oct	2	Print Studio	£112	£88	13001
10am - 4pm	2 Days: Screenprinting workshop (Inter / Adv)	30-31 Oct	2	Print Studio	£112	£88	13002
10am - 4pm	Photography for Young People 13-17 years	30 Oct	1	Digital Studio	£49		13003
10am - 4pm	3 Days: Pottery Workshop	28-30 Oct	3	3D Pottery	£169	£135	13004
10am - 12:30pm	Pottery: Glazing Workshop	29-30 Oct	2	3D Glaze Room	£69	£56	13005
10am - 4pm	Introduction to Pottery	28 Oct	1	3D Sculpture	£58	£46	13006
10am - 12:30pm	Family Learning Pottery	29-30 Oct	2	3D Sculpture	£85 (parent & 1 child)		13008
1.30pm - 4pm	Kids Pottery Club 8-12 years	29-30 Oct	2	3D Sculpture	£55		13009
10am - 4pm	A Botanical Still Life: Fruits and seed pods ...	28-29 Oct	2	3D Studio 1	£102	£78	13010
10am - 4pm	2 Days: Experimental Landscape Painting	30-31 Oct	2	3D Studio 1	£102	£78	13011
10am - 4pm	Art and Design for Young People 13-17 yrs	31 Oct-1 Nov	2	Studio 2	£92		13012
10am - 12:30pm	Family Learning Drawing & Painting	31 Oct-1 Nov	2	Studio 3	£79 (parent & 1 child)		13013
1.30pm - 4pm	Kids Art Club 8-12 years	31 Oct-1 Nov	2	Studio 3	£50		13014
10am - 4pm	Open Studio: Relief Printing	31 Oct	1	Studio 4	£56	£44	13015
10am - 4pm	Open Studio: Relief Printing	1 Nov	1	Studio 4	£56	£44	13017
10am - 4pm	Open Studio Etching	1 Nov	1	Print Studio	£56	£44	13019
10am - 4pm	Lightroom and Photoshop for Photographers	31 Oct	1	Digital Studio	£56	£44	13021
10am - 4pm	ONLINE: Digital Illustration	1 Nov	1	Digital Studio	£56	£44	13023
10am - 4pm	Introduction to B&W Darkroom Photography	1 Nov	1	Studio 5	£56	£44	13025
10am - 12:30pm	Open Studio: Pottery	31 Oct	1	3D Pottery	£32	£26	13027
1.30pm - 4pm	Open Studio: Pottery	31 Oct	1	3D Pottery	£32	£26	13029

10am - 12:30pm	Open Studio: Pottery	1 Nov	1	3D Pottery	£32	£26	13031
1.30pm - 4pm	Open Studio: Pottery	1 Nov	1	3D Pottery	£32	£26	13033
10am - 4pm	2 Days: Introduction to Pottery - Throwing	31 Oct-1 Nov	2	3D Sculpture	£116	£92	13035
10am - 4pm	Learn to Draw	1 Nov	1	3D Studio 1	£51	£39	13036

The fees for each course are shown in the table. Classes have two fees listed – the standard fee and the discounted fee payable if you are a Wandsworth resident over 60 years of age. There are no discounts available for family learning courses. Refunds will only be given if the school cancels a course. Please see our website for our full refund policy.



Contact us

Putney School of Art and Design, Oxford Road, London SW15 2LQ

Bentley House, 4a Disraeli Road, London SW15 2DS *Limited access

School opening hours are Mondays to Thursdays 9.30am to 5pm and 6pm to 8pm, Fridays 9.30am to 5pm and Saturdays 9.30am to 4pm.

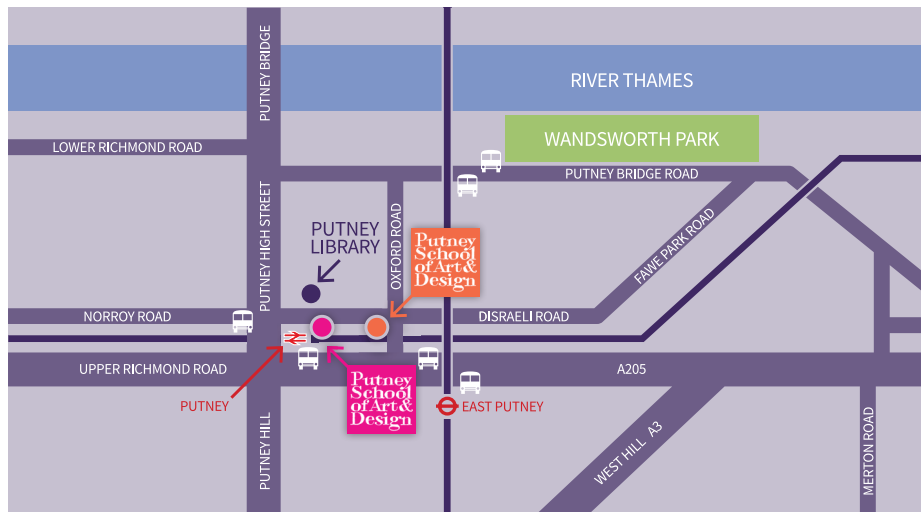
3 ways to book:

📞 020 3959 0110

@ psad@enablelc.org

🌐 www.psad.org.uk

Find us



In partnership with

enable.

For happy, healthier communities.
Not for profit.