

Putney
School
of Art &
Design

Summer School
Tues 16 July – Fri 9 Aug 2024



In partnership with

enable.

For happy, healthier communities.
Not for profit.



About us?

About Putney School of Art and Design

Putney School of Art and Design was originally founded in 1883, and has been in Oxford Road, Putney since 1895. The main benefactor of the original Victorian school was Sir William Lancaster, an eminent local politician and philanthropist.

The school offers art and design courses, including painting, drawing, pottery, photography, sculpture, printmaking as well as more specialised courses including the Art and Design Diploma, family learning for parent and child working together, and courses for young people aged 13-17 years.

About Enable

Enable is a not-for-profit organisation, working in partnership with councils, charities and other organisations to deliver health, leisure and community services and events that enrich people's lives. We go further, reinvesting any profit from our activities to make an even bigger difference, strengthening the communities we work with. Putney School of Art and Design is brought to you by Enable, in partnership with Wandsworth Council.

In the Spotlight

Tutor: Sophie Ambrose

What do you teach/specialise in?

I'm a children's author illustrator and teach illustration, drawing and painting classes.



What does an average day at PSAD look like?

Busy, creative and friendly. Always lots of work on the walls to inspire and talk about. Great flap-jacks at the cafe!

Who is your favourite artist and piece?

Illustrator: John Birmingham and his book, Mr Gumpy's Outing.



Who inspires you and why?

At the moment, Gabriele Munter with her fantastic colours and composition.



Week 1: Tues 16 – Fri 19 July 2024

Courses for adults

Life Drawing (All Levels) | Tutor: Annabel Cullen

The course is open to both beginners and the experienced student alike. The emphasis will be on observation, building upon basic principles of drawing and moving towards personal expression through experimentation with various media and techniques.

The aim of the course is to encourage students to develop their drawing and painting skills via access to what some consider the most compelling form, the human body.

Good Artists Copy Great Artists Steal: James McNeil Whistler

| Tutor: Ian Ellis

On the first day, through demonstration, ideas are presented about how the techniques of Whistler, his compositions, colour contrasts and layering techniques. You then select your own paintings to study. On day 2 morning session, using charcoal you will search for compositions using atmospheric photos of The River Thames as the starting point. In the afternoon the focus will be on creating small scale colour studies constructing layers of gesture paintings working with both your own intuitive feel for colour and any ideas identified during the first day's analysis. On Day 3, using the small studies of day two as a starting point you will attempt a larger scale atmospheric painting of the Thames River.

Expressive Pastels: Landscapes | Tutor: Shaun Carey

A one-day workshop exploring chalk pastels. Known for its vibrant effects, chalk pastel is a great medium, combining colour and drawing with an expressive immediacy. We will be working from landscape images, and you will learn and develop pastel techniques beginning with a broad approach to suggesting details. If you enjoy drawing but feel that colour is something that you wish to add to your repertoire, chalk pastel is an ideal medium for you.



Pastel Portraits | *Tutor: Shaun Carey*

Working directly from the model, we will explore the immediacy of chalk pastel, it's unique ability to create a likeness through the freshness of the medium. Beginning with initial drawing, placing proportions, we will make a tonal study then move onto pastel technique and colour. This is an ideal opportunity to develop your pastel and drawing skills, enjoying the expressive qualities of the medium.

Painting from Photographs | *Tutor: Jan Malaszek*

Photographs offer wonderful opportunities for artists.

First and foremost, they make available a huge range of object matter. But perhaps more interestingly photographs have particular qualities, viewpoints and sometimes incongruities which the artist can utilise. You will be shown a number of ways to use photographs for making oil paintings, as well as looking at the work of relevant artists.

Egg Tempera | *Tutor: Paige Barry*

Egg tempera is a painting technique that was a primary method of painting until after 1500 when it was superseded by the invention of oil painting. It is a permanent, fast-drying painting medium, consisting of coloured pigments mixed with a water-soluble binder medium of egg yolk.

This two-day course will teach the basics including making your own paints, which grounds and varnishes to use as well as techniques for applying the paint to the gesso panel. The course is structured so that you will have a beautiful work of art at the end.

Open Studio Etching | *Tutor: Melanie Bellis*


Open studio Etching sessions are available to those who already have experience of etching and are interested in developing their own projects. This is an opportunity to work independently and develop your work. Tutor input and support is available throughout if needed.

3 Days: Screenprinting Workshop (Beginners) | *Tutor: Justine Ellis*

For beginners and a refresher for those with previous experience of screen printing, the course aims to cover the core principles of screen printing for beginners and provide those familiar with the practice an opportunity to have 3 full days of printing to consolidate a project or work on something new. For those new to screen printing - please bring an image with you that you would turn into a screen print. This could simply be something from your sketch book, a drawing or painting that you have made in another class or a photograph that you have taken.


3 Days: Screenprinting workshop (Inter / Adv) | *Tutor: Justine Ellis*

For students with previous experience of screen printing, the course will provide an opportunity to have 3 full days of printing to consolidate a project or work on something new.



Lino Printing Day | Tutor: Paul Schofield

The course will cover the creation of your design, colour mixing and finishing to a professional standard whilst exploring relief printing using lino blocks in just one day. The workshop begins with the basic techniques through planning your design, creating your linocut block, mixing colours and printing onto a range of paper.



2 Days: Drypoint & Chine Colle | Tutor: *Melanie Bellis*

An opportunity to explore the exciting results that can be achieved by combining, Drypoint and Chine Collé. Drypoint is a printmaking method that involves scratching a design into a surface using a range of tools, then making a print from the design using a printing press. Chine Collé is a method of adding colour to all or part of your print using Japanese or other thin paper. You will learn each technique and how to combine them to build up layered images.

Open Studio: Pottery | Tutor: *Leigh Jenkinson / Simon Ashworth / Delyth Jones*

Open studio sessions are available to those that already have experience working with clay and are interested in working on their own projects. You will be expected to manage the progress of your own work although advice will be available if required.

2 Days: Life Sculpture (All Levels) | Tutor: *Eithne Healy*

On this course you will explore the possibilities and limitations of clay. You will do this through a variety of structured exercises based on direct observation from the life model. You will gain a basic understanding of how to render proportion and will learn how to apply perspective. You will learn through the process of making a series of clay studies. There will be tutor demonstrations and individual guidance.

Pottery: Glazing Workshop | Tutor: *Leigh Jenkinson*

This course will go over the common pitfalls of glazing, how to glaze your pots successfully and think about designing your pots for easy glazing. We will also work on testing glazes and building up a collection of test tiles. The course will also discuss using oxides and colourants, the importance of temperature, and how to mix your own glazes. You will also have instruction on how to use the spray booth.

2 Days: Travel Photography | Tutor: *Neil White*

This course is designed for those who own a digital camera of any sort and want to maximise your camera's potential and learn the fundamental skills to improve your travel photography. This will be done by demystifying some of the elements of photography and making the process as simple as possible. We will look at photographing people, urban landscapes, capturing beautiful light and much more. The course will include interactive lectures, critiques sessions of your pictures and looking at well-known photographers work in this field. There will be a substantial practical element with lively photo shoots in various locations in the city. We will also look at image postproduction using Adobe Photoshop. Expert knowledge and tips will be given from a professional photographer who has experience of travel photography.

Photoshops for Artists and Illustrators | *Tutor: Paige Barry*

Photoshop is an incredibly useful tool for managing image creation and preparation. We will work with both drawings and photographs. For illustrators, it is a fantastic chance to see how your original images can easily be enhanced by changing and manipulating effects and colours, and easily adding typography to your work. For printmakers, we explore unique ways of preparing photographs and images for producing separations for the printing process. On this one-day course, we will cover a simple topic that we will work on together. You will be given plenty of time to work on your own projects using techniques we have covered.

Open Studio Photoshop | *Tutor: Paige Barry*

Open studio sessions are available to those that already have experience of using photoshop and are interested in developing their own projects. You will be expected to manage the progress of your own work although advice will be available as required from an experienced tutor.

2 Days: Introduction to Pottery | *Tutor: Leigh Jenkinson*

This two-day workshop will introduce beginners to the basic throwing and handbuilding techniques for creating forms in clay. Your experienced tutor will also demonstrate these techniques and guide you with your own work.

Learn to Draw Taster | *Tutor: Sophie Ambrose*

On this one day 'taster' course, you'll be introduced to some of the basic skills of observational drawing, including line, space, tone and proportion. There'll be demos and plenty of one-to-one attention and examples of artists work to inspire you during this relaxed, friendly class.

Mixing & Painting with Colour for Beginners | *Tutor: Sophie Ambrose*

A practical introduction to using colour and mixing colours for painting or design. With tutor demos and exercises to help improve your colour mixing and painting.

This course is for you if:

- You've done some drawing and want to learn to paint
- You are interested in design and want to explore colour
- You'd like your art to have more depth and balance



Painting in Oils: Getting Started | *Tutor: Shaun Carey*

Do you want to paint in oils but don't know where to start? This two-evenings course with an experienced painter will give you the core skills and techniques to begin your own paintings. The course will teach you how to vary oil painting technique, mix colour and create a sense of light when painting still life objects.

Introduction to Drawing | *Tutor: Paul Schofield*

You will learn the basic principles of observational drawing, beginning with simple shapes and proportion through to conveying volume and space. You will learn to use pencil, charcoal and other medium to describe form and light. Using a variety of materials, you will explore different forms of description and expression.

Mixed Media: Acrylic and Water Mixable Oils

| *Tutor: Paige Barry*

Whether you're new to painting or exploring new methods in your practice, this class is for you. The course begins with a review of colour theory as it relates to layering, mixing and glazing paint. Next, we will learn how to get the most out of acrylic paints by these same methods and adding mediums. Acrylic is a great way to paint fast and loose and can also be used as a base for oil painting. After exploring how to get the most of acrylics, we will add the use of oil paint to create a painting using both.



Courses for Young People

2 Days: Art and Design for Young People 13-17 years

| *Tutor: Paul Schofield*

An enjoyable and challenging 2-day course designed to build on existing skills to create a varied body of work useful for GCSE and A level course work or for a dynamic foundation portfolio. The course aims to explore drawing and painting media in depth, to explore line, tone and structure then introducing colour and further mark making techniques with pastels, watercolour, gouache, ink and wash.

For Children and families

Family Learning Pottery | *Tutor: Belinda Bates*

Have fun making and decorating clay pots and figures. There will be a themed project and materials are supplied. Your work will be fired once, if collected later. For parent and child aged 7-13 working together.

Kids Pottery Club | *Tutor: Chud Clowes*

The course is an enjoyable and creative pottery club for children to express themselves through the medium of clay. There will be a themed project and materials are supplied. Your work will be fired once, if collected later. Age range: 8-12 years not accompanied by adult.

Family Learning Drawing & Painting | *Tutor: Antonia Reina*

With an emphasis on fun, this is an opportunity to work with your child on some great creative projects, learning new skills along the way. You will be working with drawing materials as well as paints, and other art materials. For parent and child aged 7-12 working together.

Kids Art Club | *Tutor: Antonia Reina*

The course is an enjoyable and creative art club for children to express themselves through drawing, painting, printing and mixed media. There will be a new project each session and materials are provided. Age range: 8-12 not accompanied by an adult.



Immerse yourself in the allure of classic craftsmanship with:



B&W Darkroom Photography

Tutor: Simon Fernandez

23rd July 2024
10am - 4pm



Week 2: Mon 22 July - Fri 26 July 2024

Courses for adults

3 Days: Life Drawing with two models | *Tutor: Jan Malaszek*

This three-day course gives you the opportunity to explore the dynamics and compositional possibilities of working with two life models. Using a variety of drawing media and working from poses of various lengths you will focus on negative & positive shapes, rhythms, mark making and the use of dramatic lighting to create a range of drawings on different surfaces and papers.

2 Days: Figurative Drawing Beginners |

Tutor: Shaun Carey

This two-day course will provide a useful introduction (or refresher) to drawing from the figure. Through a variety of exercises and approaches you will explore different ways of looking and representing the figure. You will learn how to assess shape, proportion and direction, appreciate and represent volume and space, and consider how to convey the character and energy of a pose. Some general drawing experience is very helpful but not a requirement.

Good Artists Copy Great Artist Steal by The River Thames: Oil Painting - Frank Auerbach

| *Tutor: Ian Ellis*

On day 1, through demonstration, ideas are presented about the techniques of Auerbach, his wet-on-wet oil techniques, his colour and compositions. You will then select paintings for your own individual study.

On day 2 and 3, using charcoal, on location by the Thames, you will search for composition. Then, you will attempt to construct your own paintings working with both your own intuitive feel for colour and any ideas identified during the first day's analysis.

Open Studio (Painting) | *Tutor: Ian Ellis*

Open studio painting sessions are available to those that already have experience of working with a painting medium and are interested in progressing their own projects. You will be expected to manage the progress of your own work although advice will be available if required from an experienced tutor. You will work in a large painting studio with specialist lighting. You can use this time and space to finish existing projects or begin new ones.



2 Days: Introduction to Watercolour | *Tutor: Paul Dixon*

You will be taught the basic skills and techniques of watercolour, such as mixing, layering, washes and use of materials [paper, brushes, paints etc.] Different subjects will be explored, such as landscape, and still life. Demonstrations will be given to gain an understanding of how to approach and manipulate watercolour in different ways.

Expressive Pastels: Still Life | *Tutor: Shaun Carey*

A one-day workshop exploring chalk pastels. Known for its vibrant effects, chalk pastel is a great medium, combining colour and drawing with an expressive immediacy. We will be working from still life and you will learn and develop pastel techniques beginning with a broad approach to suggesting details. If you enjoy drawing but feel that colour is something that you wish to add to your repertoire, chalk pastel is an ideal medium for you.

2 Days: Screenprinting Workshop (Beginners) | *Tutor: Justine Ellis*

For beginners and a refresher for those with previous experience of screen printing, the course aims to cover the core principles of screen printing for beginners and provide those familiar with the practice an opportunity to have 2 full days of printing to consolidate a project or work on something new. For those new to screen printing - please bring an image with you that you would turn into a screen print. This could simply be something from your sketch book, a drawing or painting that you have made in another class or a photograph that you have taken.

2 Days: Screenprinting workshop (Inter / Adv) | *Tutor: Justine Ellis*

For students with previous experience of screen printing, the course will provide an opportunity to have 2 full days of printing to consolidate a project or work on something new.


2 Days: Painterly Etching | *Tutor: Melanie Bellis*

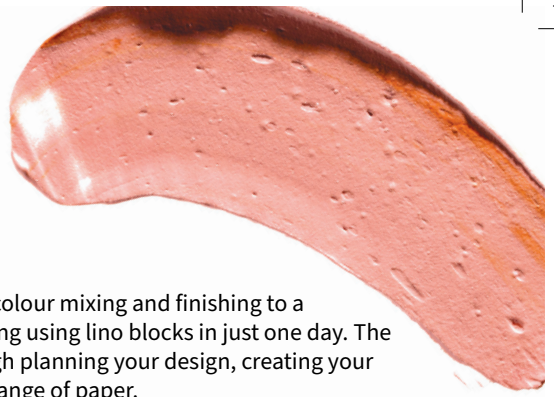
This is a practical workshop-based course where different techniques will be demonstrated, and you will have a chance to put them into practice, either to refresh your skills or develop new ones. The course will include painterly approaches to softground, sugarlift aquatint, and chine colle.

You will experiment with different kinds of expressive and gestural mark making, combining different techniques to build up images in layers.

Open Studio Etching | *Tutor: Melanie Bellis*

Open studio Etching sessions are available to those who already have experience of etching and are interested in developing their own projects. This is an opportunity to work independently and develop your work. Tutor input and support is available throughout if needed.





Lino Printing Day | *Tutor: Paul Schofield*

The course will cover the creation of your design, colour mixing and finishing to a professional standard whilst exploring relief printing using lino blocks in just one day. The workshop begins with the basic techniques through planning your design, creating your linocut block, mixing colours and printing onto a range of paper.

2 Days: Collagraph Printmaking | *Tutor: Paul Schofield*

A two-day course where you will create collagraph plates using simple found materials, textured papers, glue, resins and more. You will learn how to ink and prepare plates in order to make successful prints, explore texture, layers and colour areas creating images using simple collected waste textured materials.

You will explore the possibilities of collagraph printmaking using techniques such as simple registration on the press bed to create layered and multi coloured prints, printing over textural collagraph images with found materials, blind embossing, multi coloured inking to create monoprint images.

2 Days: Life Sculpture (All Levels) | *Tutor: Eithne Healy*

On this course you will explore the possibilities and limitations of clay. You will do this through a variety of structured exercises based on direct observation from the life model. You will gain a basic understanding of how to render proportion and will learn how to apply perspective. You will learn through the process of making a series of clay studies. There will be tutor demonstrations and individual guidance.

2 Days: Pottery Workshop | *Tutor: Leigh Jenkinson*

Learn and enjoy the magic of throwing on the wheel or handbuilding, with professional instruction on how to make a range of pottery shapes or a project. These days are suitable for all levels. The course will also provide opportunity to glaze if appropriate.

Open Studio: Pottery | *Tutor: Simon Ashworth*

Open studio sessions are available to those that already have experience working with clay and are interested in working on their own projects. You will be expected to manage the progress of your own work although advice will be available if required.

Digital Illustration | *Tutor: Isabella Kuijers*

This one-day workshop will provide you with the foundations for using the Procreate App. The Procreate App is a powerful, portable and intuitive drawing resource. In this course we will learn how to create an image in Procreate using layers, blending modes, masks and many of its other exciting features.

B&W Darkroom Photography | *Tutor: Simon Fernandez*

This course is ideal for beginners who would like to learn how to print their own black and white photos. Students will be shown how to use the darkroom, enlargers, and photographic chemistry properly to achieve successful results. You will be taught the correct method of assessing a negative, making test strips, contact sheets, prints and photograms. Students can also learn how to process their own black and white films. The course is very practical, and darkroom safety is highlighted throughout.

2 Days: Landscape Photography | *Tutor: Neil White*

Why landscape photography? Maybe you enjoy being in nature and want to share the experience. You want to tell a story but what is the story in the landscape? You want to bring your personality to the photograph – your unique vision and style. We explore the camera settings, lenses and filters that can enhance your landscape photography. We use the Thames and local heaths for practical photo shoot sessions where you will get hands on assistance. All the important elements of shooting interesting landscape will be explored such as composition and the use of differing light such as the gold hour.

The course will include interactive lectures, critiques sessions of your pictures and looking at well-known photographers work in this field. There will be a substantial practical element with lively photo shoots in various locations in the city.

Expert knowledge and tips will be given from a professional photographer who has experience of landscape photography.

Lightroom and Photoshop for Photographers | *Tutor: Simon Fernandez*

Learn how to edit, colour correct, and make adjustments to your photos to bring out their true potential. This course will guide you through the process of image manipulation software to attain professional results from your camera.

3 Days: Introduction to Pottery | *Tutor: Leigh Jenkinson*

This three-day workshop will introduce beginners to the basic throwing and handbuilding techniques for creating forms in clay. Your experienced tutor will also demonstrate these techniques and guide you with your own work.

Create a Character for Children's Books | *Tutor: Sophie Ambrose*

On this one-day course you'll be shown how to create a character for children's picture books. We'll start with looking at some examples of picture books and how illustrators create characters, with plenty of examples to inspire you. Through some fun creative exercises, you'll develop a character and start to think of the world of your character.

2 Days: Introduction to Drawing & Colour | *Tutor: Sophie Ambrose*

On this two-day 'taster' course you will be introduced to some of the basic skills of observational drawing and colour. On day one, we'll focus on drawing skills including line, space, proportion and tone. On day two, we'll focus on colour starting with colour theory/ mixing using acrylic paints and creating a painting later in the day. There'll be demos and plenty of one-to-one attention and examples of artists work to inspire you.

Courses for Young People

2 Days: Printmaking for Young People (Lino & Mono) 13-17 Years

| *Tutor: Paul Schoefield*

An enjoyable and challenging 2-day introduction to printing – lino and monoprinting. The course is designed to build on existing skills to create a varied body of work useful for GCSE and A level course work or for a dynamic foundation portfolio, or for those students wanting to have a go at printing projects.

2 Days: Art and Design for Young People 13-17 years 3D Campus

| *Tutor: Eithne Healy*

An enjoyable and challenging 3-day course designed to build on existing skills to create a varied body of work useful for GCSE and A level course work or for a dynamic foundation portfolio. The course aims to explore drawing and painting media in depth, to explore line, tone and structure then introducing colour and further mark making techniques with pastels, watercolour, gouache, ink and wash.

For Children and families

Family Learning Drawing & Painting | *Tutor: Antonia Reina*

With an emphasis on fun, this is an opportunity to work with your child on some great creative projects, learning new skills along the way. You will be working with drawing materials as well as paints, and other art materials. For parent and child aged 7-12 working together.

Kids Art Club | *Tutors: Antonia Reina*


The course is an enjoyable and creative art club for children to express themselves through drawing, painting, printing and mixed media. There will be a new project each session and materials are provided. Age range: 8-12 not accompanied by an adult.

Family Learning Pottery | *Tutor: Belinda Bates*

Have fun making and decorating clay pots and figures. There will be a themed project and materials are supplied. Your work will be fired once, if collected later. For parent and child aged 7-12 working together.

Kids Pottery Club | *Tutor: Leigh Jenkinson*

The course is an enjoyable and creative pottery club for children to express themselves through the medium of clay. There will be a themed project and materials are supplied. Your work will be fired once, if collected later. Age range: 8-12 years not accompanied by adult.



Week 3: Mon 29 July - Fri 4th August 2024

For Adults

Composition & Colour: Drawing & Painting

on the River Thames: Alex Katz | Tutor: Ian Ellis

On day 1, through demonstration, ideas are presented about how Katz simplifies composition and colour. You will then select paintings for your own individual study. On day 2 and 3, on location by the Thames, using pencil, you will search for composition. Then, you will attempt to construct your own paintings working with both your own ideas and any ideas identified during the first day's analysis.

2 Days: Life Drawing (All Levels) | Tutor: Shaun Carey

This two-day course is open to both beginners and the experienced student alike. The aim of the course is to encourage students to develop their drawing and painting skills via access to what some consider the most compelling form, the human body. The emphasis will be on observation, building upon basic principles of drawing and moving towards personal expression through experimentation with various media and techniques.

2 Days: Experimental Art & Media | Tutor: Eithne Healy

This is a taster course, introducing you to new ways of seeing and working. Through a series of experimental and practical exercises students will 'test out' and expand their understanding of materials and processes generating ideas for drawings and 3D objects/forms. Responding to a range of different subject matter and stimuli students will explore visual and conceptual ideas/themes towards how you can create both large (installation) and small-scale works whilst employing a variety of media

2 Days: Experimental Landscape Painting | Tutor: Nigel Murray

Landscapes are the starting point for exploring different ways to paint. Weather permitting, we will go outside to do sketches and take photos for use back in the studio.

We will try out wet into wet techniques, the use of masking fluid, acrylic medium for glazing, candle wax and adding materials like salt. This will lead to creating your own personal response/s.

Watercolour Painting (All Levels) | Tutor: Shaun Carey

You will be taught about colour mixing and a range of watercolour techniques. You will be finding ways to express colour, light and texture using watercolour techniques. We will be experimenting with different ways of using paint and will look at how watercolour painters use various techniques.

Open Studio Etching | *Tutor: Melanie Bellis*

Open studio Etching sessions are available to those who already have experience of etching and are interested in developing their own projects. This is an opportunity to work independently and develop your work. Tutor input and support is available throughout if needed.

3 Days: Etching All Level | *Tutor: Melanie Bellis*

This is a practical, workshop-based course for beginners, those wanting to refresh their skills and also for experienced students. As a beginner you will be taught the core etching processes, hard ground, soft ground and aquatint, through demonstrations, and hands-on practice preparing and printing your own etchings. As a more experienced printmaker you will be able to pursue your own projects with 1:1 guidance and support, to enable you to develop your ideas and stretch your skills.

Experimental Etched Lino Printing | *Tutor: Paul Schofield*


With the guidance of an experienced printmaker, you will develop a new approach to lino printing to advance your practice with backgrounds and effects that will develop your imagery. This course will introduce you to the potential of etching your linocut designs to bring in advanced art marking with caustic soda and various resists. The workshop begins with the basic techniques through planning your design, creating your linocut block or blocks and takes you through all the stages of working energy and gesture into your designs.

2 Days: Collagraph Printmaking

| *Tutor: Paul Schofield*

A two-day course where you will create collagraph plates using simple found materials, textured papers, glue, resins and more. You will learn how to ink and prepare plates in order to make successful prints, explore texture, layers and colour areas creating images using simple collected waste textured materials.

You will explore the possibilities of collagraph printmaking using techniques such as simple registration on the press bed to create layered and multi coloured prints, printing over textural collagraph images with found materials, blind embossing, multi coloured inking to create monoprint images.



2 Days: Drawing & Printmaking from Sculpture

| Tutor: *Paul Schofield*

Using Sculpture as an observational starting point you will collect drawings to use as inspiration for printmaking. Looking at the energy and gesture of monoprint and relief printmaking in general. On this two-day course, you will create a range of print from initial drawings made from Sculpture. These drawings will be used to make a range of print techniques that help to create that quality of weight and form in your images and help you make decisions about design and composition of work.

Intensive Throwing Week | Tutor: *John Dawson*

This course is aimed at throwers that would like to perfect and fine tune their throwing technique. Students will be able to work for 5 consecutive days on individual projects guided by an experienced tutor. Throwers will be shown different methods of throwing forms and introducing some manipulation of the forms.

B&W Darkroom Photography | Tutor: *Simon Fernandez*

This course is ideal for beginners who would like to learn how to print their own black and white photos. Students will be shown how to use the darkroom, enlargers, and photographic chemistry properly to achieve successful results. You will be taught the correct method of assessing a negative, making test strips, contact sheets, prints and photograms. Students can also learn how to process their own black and white films. The course is very practical, and darkroom safety is highlighted throughout.

Lightroom and Photoshop for Photographers

| Tutor: *Simon Fernandez*

Learn how to edit, colour correct, and make adjustments to your photos to bring out their true potential. This course will guide you through the process of image manipulation software to attain professional results from your camera.





2 Days: Street Photography | *Tutor: Neil White*

This short street photography course is well structured, informative and will make the process of capturing interesting and creative street images as simple as possible. Your imagination will be stretched, development of your skills and your confidence will be boosted. Whilst we cover the technicalities (such as camera settings, light and composition), our main focus is on teaching you the essential skills to help you become an accomplished street photographer, conquering your fear of shooting on the streets, understanding what makes a strong image and helping you develop your own style and approach. We will focus on the art of street photography along with technique to get the perfect combination.

The course will include interactive lectures, critiques sessions of your pictures and looking at well-known photographers work in this field. There will be a substantial practical element with lively photo shoots in various locations in the city. Expert knowledge and tips will be given from a professional photographer who has experience of street photography.

Open Studio (Pottery) | *Tutor: Belinda Bates*

Open studio sessions are available to those that already have experience working with clay and are interested in working on their own projects. You will be expected to manage the progress of your own work although advice will be available if required.

2 Days: Introduction to Pottery 14 Plus | *Tutor: Sarah Deeks*

This two-day workshop will introduce beginners to the basic throwing and handbuilding techniques for creating forms in clay. Your experienced tutor will also demonstrate these techniques and guide you with your own work.

Learn to Draw Taster | *Tutor: Isabella Kuijers*

On this one day 'taster' course, you'll be introduced to some of the basic skills of observational drawing, including line, space, tone and proportion. There'll be demos and plenty of one-to-one attention and examples of artists work to inspire you during this relaxed, friendly class.

2 Days: Drawing & Pastels (All Levels) | *Tutor: Paul Dixon*

On this two-day course, you will be taught ways in which to manipulate chalk pastels, while working from subjects such as still life and landscape, utilizing different drawing applications such as blending, hatching, smudging, and overlaying, guided by the tutor and some reference to artists work.

For Young People

3 Days: Art and Design for Young People 13-17 years

Tutor: Eithne Healy

An enjoyable and challenging 3-day course designed to build on existing skills to create a varied body of work useful for GCSE and A level course work or for a dynamic foundation portfolio. The course aims to explore drawing and painting media in depth, to explore line, tone and structure then introducing colour and further mark making techniques with pastels, watercolour, gouache, ink and wash.

For Children and families

Family Learning Drawing & Painting

| *Tutor: Antonia Reina / Isabella Kuijers*

With an emphasis on fun, this is an opportunity to work with your child on some great creative projects, learning new skills along the way. You will be working with drawing materials as well as paints, and other art materials. For parent and child aged 7-12 working together.

Kids Art Club | Tutors: Antonia Reina/ Chud Clowes

The course is an enjoyable and creative art club for children to express themselves through drawing, painting, printing and mixed media. There will be a new project each session and materials are provided. Age range: 8-12 not accompanied by an adult.

Family Learning Pottery | Tutor: Kaitlyn Watson

Have fun making and decorating clay pots and figures. There will be a themed project and materials are supplied. Your work will be fired once, if collected later. For parent and child aged 7-12 working together.

Kids Pottery Club | Tutor: Kaitlyn Watson

The course is an enjoyable and creative pottery club for children to express themselves through the medium of clay. There will be a themed project and materials are supplied. Your work will be fired once, if collected later. Age range: 8-12 years not accompanied by adult.

Week 4: Mon 6 – Fri 9 August 2024

For Adults

Open Studio (Painting) | *Tutor: Isabella Kuijers*

Open studio painting sessions are available to those that already have experience of working with a painting medium and are interested in progressing their own projects. You will be expected to manage the progress of your own work although advice will be available if required from an experienced tutor. You can use this time and space to finish existing projects or begin new ones.

Portrait Drawing (All levels) | *Tutor: Eithne Healy*

An intensive one-day course working with varied approaches to portrait drawing. Applying some lively and exploratory exercises to observational work, students will test out different drawing materials and approaches to this subject; line, tone and gestural mark-making with a view to creating a unique body of responses on paper.

2 Days: Life Drawing (All Levels) | *Tutor: Eithne Healy*


This two-day course is open to both beginners and the experienced student alike. The aim of the course is to encourage students to develop their drawing and painting skills via access to what some consider the most compelling form, the human body. The emphasis will be on observation, building upon basic principles of drawing and moving towards personal expression through experimentation with various media and techniques.

2 Days: Experimental Art & Media

| *Tutor: Eithne Healy*

This is a taster course, introducing you to new ways of seeing and working. Through a series of experimental and practical exercises students will 'test out' and expand their understanding of materials and processes generating ideas for drawings and 3D objects/forms.

Responding to a range of different subject matter and stimuli students will explore visual and conceptual ideas/themes towards how you can create both large (installation) and small scale works whilst employing a variety of media.



2 Days: Architectural Drawing & Painting: Expressions

| *Tutor: Nigel Murray*

The course will cover aspects of perspective and analysing and simplifying complex structures into underlying shapes and patterns. Weather permitting, we will go outside, sketching buildings and taking photos to use as reference material back in the studio. We will explore different creative ways of responding to the built environment and experimenting with a variety of materials and techniques. We will look at a range of artists including: John Piper, Edward Hopper, Thomas Jones, Antoni Gaudi, Anselm Kieffer and Vincent van Gogh.

Introduction to Drawing | *Tutor: Isabella Kuijers*

You will learn the basic principles of observational drawing, beginning with simple shapes and proportion through to conveying volume and space. You will learn to use pencil, charcoal and other medium to describe form and light. Using a variety of materials, you will explore different forms of description and expression

Introduction to Landscape Drawing | *Tutor: Nigel Murray*

We will explore the subject of Landscape using a variety of drawing media to develop exciting personal responses. Weather permitting, we will go outside to do sketching from direct observation as well as taking photos to provide reference material to use back in the studio.



Introduction to Interior Design 14 plus

| *Tutor: Sniez Tobarina*

The course is an introduction to the subject of interior design, how it relates to a wider architectural setting, and sustainability aspect. It will include elements of drawing the plans, sketching the space by hand drawing methods with introduction to CAD dwg and Photoshop, and working with colour and materials.

Open Studio Etching

| *Tutor: Melanie Bellis*

Open studio Etching sessions are available to those who already have experience of etching and are interested in developing their own projects. This is an opportunity to work independently and develop your work. Tutor input and support is available throughout if needed.



3 Days: Alternative Sustainable Etching (All Levels)

| *Tutor: Catherine Greenwood*

Explore the potential of Copper Plate Etching over 2 days using Ferric Chloride acid and Soywax and B.I.G grounds. Suitable as an introduction to etching for beginners or for those who wish to develop their etching skills for a home printmaking studio. Preparing plates, etching and printing your own image using contemporary materials with traditional techniques under the guidance of an experienced tutor.

2 Days: Experimental Printmaking | Tutor: Paul Schofield

The two days will provide opportunities for you to explore all aspects of relief printing including Linoleum cut, Collagraph, Mono-type, Mono-print, Mono-drawing, Tetra-Pak packaging and hybrid combinations. You will develop ideas as you experiment with processes and techniques, images and textures. Students attending range from beginners to experienced printers and the sharing of skills and knowledge benefits all in this lively class. Through demonstrations and individual support for students in gaining understanding of media and processes, you will be encouraged to develop original and well executed printed outcomes.

Monoprinting | Tutor: Melanie Bellis

This is a taster course introducing Monoprinting, this technique involves making an image on a surface that can then be printed onto paper using a printing press. Monoprinting is a fantastic way to try out new ideas and explore painterly and expressive mark making. On this course you will first work in a single colour and then learn to use multiple colours. Suitable for beginners or as a refresher.

2 Dyas: Watercolour - Painting Seasonal Flowers

| *Tutor: Isabella Kuijers*

On this two-day course we will explore watercolour techniques through seasonal flowers as the subject matter. You will be taught about colour mixing and a range of watercolour techniques to find ways to express colour, light and texture. The tutor will be on hand throughout to suggest, guide, give tips, help and demonstrate specific techniques.

3 Days: Pottery Workshop (All levels) | Tutor: John Dawson

Learn and enjoy the magic of throwing on the wheel or hand building, with professional instruction on how to make a range of pottery shapes or a project. These days are suitable for all levels. The course will also provide opportunity to glaze if appropriate.

Open Studio: Pottery | Tutor: Simon Ashworth

Open studio sessions are available to those that already have experience working with clay and are interested in working on their own projects. You will be expected to manage the progress of your own work although advice will be available if required.

Digital Illustration | *Tutor: Isabella Kuijers*

This one-day workshop will provide you with the foundations for using the Procreate App. The Procreate App is a powerful, portable and intuitive drawing resource. In this course we will learn how to create an image in Procreate using layers, blending modes, masks and many of its other exciting features.

3 Days: Introduction to Pottery | *Tutor: Sarah Deeks*

This three-day workshop will introduce beginners to the basic throwing and handbuilding techniques for creating forms in clay. Your experienced tutor will also demonstrate these techniques and guide you with your own work.

Introduction to Pastels | *Tutors: Kaitlyn Watson*

On this course, you will be taught ways in which to manipulate chalk pastels, while working from subjects such as still life and landscape, utilizing different drawing applications such

For Young People

as blending, hatching, smudging, and overlaying, guided by the tutor and some reference to artists work.

3 Days: Art and Design for Young People 13-17 years

| *Tutor: Eithne Healy*

An enjoyable and challenging 3-day course designed to build on existing skills to create a varied body of work useful for GCSE and A level course work or for a dynamic foundation portfolio. The course aims to explore drawing and painting media in depth, to explore line, tone and structure then introducing colour and further mark making techniques with pastels, watercolour, gouache, ink and wash.

2 Days: Photography Young People 13-17 years

| *Tutor: Neil White*

On this course, the basics of taking digital pictures will be explored with demonstrations by the tutor along with some class-based teaching and plenty of practical sessions to practice using a digital camera. We will look at genres of photography such as taking pictures of people, street photography and well-known photographers' work. This will help deepen the understanding of photography and how a camera works.

The course will include interactive lectures, critiques sessions of your pictures and looking at well-known photographers work in this field. There will be a substantial practical element with lively photo shoots.

For Children and families

Family Learning Pottery

| *Tutor: Belinda Bates*

Have fun making and decorating clay pots and figures. There will be a themed project and materials are supplied. Your work will be fired once, if collected later. For parent and child aged 7-12 working together.



Kids Pottery Club

| *Tutor: Kaitlyn Watson*

The course is an enjoyable and creative pottery club for children to express themselves through the medium of clay. There will be a themed project and materials are supplied. Your work will be fired once, if collected later. Age range: 8-12 years not accompanied by adult.

Family Learning Drawing & Painting

| *Tutor: Belinda Bates /Antonia Reina*

With an emphasis on fun, this is an opportunity to work with your child on some great creative projects, learning new skills along the way. You will be working with drawing materials as well as paints, and other art materials. For parent and child aged 7-12 working together.

Kids Art Club

| *Tutors: Chud Clowes / Antonia Reina*

The course is an enjoyable and creative art club for children to express themselves through drawing, painting, printing and mixed media. There will be a new project each session and materials are provided. Age range: 8-12 not accompanied by an adult.

Immerse yourself in the allure of classic craftsmanship with:



2 Days: Travel Photography

Tutor: Neil White

16-17 July 2024
10am - 4pm



Week 1	Title	Tutor	Dates	Days	Room	Fee/60+	Code
10am-4pm	Life Drawing (All Levels)	Annabel Cullen	16 July	1	Studio 1	£59/ £48	12331
10am-4pm	Good Artists Copy Great Artists Steal ...	Ian Ellis	17-19 July	3	Studio 1	£145/ £108	12332
10am-4pm	Expressive Pastels: Landscapes	Shaun Carey	16 July	1	Studio 2	£48/ £36	12333
10am-4pm	Pastel Portraits	Shaun Carey	17 July	1	Studio 2	£48/ £36	12334
10am-4pm	Painting from Photographs	Jan Malaszek	18-19 July	2	Studio 2	£96/ £72	12335
10am-4pm	Egg Tempera	Paige Barry	16-17 July	2	Studio 3	£48/ £36	12336
10am-4pm	2 Days: Art & Design for Young People 13-17	Paul Schofield	18-19 July	2	Studio 3	£89	12337
10am-4pm	Open Studio: Etching	Melanie Bellis	16 July	1	Print Studio	£52/ £39	12338
10am-4pm	3 Days: Screenprinting Workshop (Beginners)	Justine Ellis	17-19 July	3	Print Studio	£156/ £117	12339
10am-4pm	3 Days: Screenprinting Workshop (Int / Adv)	Justine Ellis	17-19 July	3	Print Studio	£156/ £117	12340
10am-4pm	Lino Printing Day	Paul Schofield	16 July	1	Studio 4	£52/ £39	12341
10am-4pm	Lino Printing Day	Paul Schofield	17 July	1	Studio 4	£52/ £39	12342
10am-4pm	2 Days: Drypoint & Chine Colle	Melanie Bellis	18-19 July	2	Studio 4	£104/ £79	12343
10am-12.30pm	Open Studio Pottery	Leigh Jenkinson	16 July	1	3D Pottery Studio	£29/ £23	12344
1.30pm-4pm	Open Studio Pottery	Simon Ashworth	16 July	1	3D Pottery Studio	£29/ £23	12345
10am-12.30pm	Open Studio Pottery	Delyth Jones	17 July	1	3D Pottery Studio	£29/ £23	12346
1.30pm-4pm	Open Studio Pottery	Delyth Jones	17 July	1	3D Pottery Studio	£29/ £23	12347
10am-4pm	2 Days: Life Sculpture (All Levels)	Eithne Healy	18-19 July	2	3D Pottery Studio	£132/ £96	12348
1.30pm-4pm	Pottery: Glazing Workshop	Leigh Jenkinson	16-17 July	2	Glaze Room	£59/ £48	12349
10am-4pm	2 Days: Travel Photography	Neil White	16-17 July	2	Digital Studio	£96/ £72	12350
10am-4pm	Photoshop for Artists & Illustrators	Paige Barry	18 July	1	Digital Studio	£48/ £36	12351
10am-4pm	Open Studio Photoshop	Paige Barry	19 July	1	Digital Studio	£48/ £36	12352
10am-12.30pm	Family Learning Pottery 7-12 years	Belinda Bates	16-17 July	2	3D Sculpture Studio	£79 (parent & 1 child)	12353
1.30pm-4pm	Kids Pottery Club 8-12 years	Chud Clowes	16-17 July	2	3D Sculpture Studio	£52	12354
10am-4pm	2 Days: Introduction to Pottery	Leigh Jenkinson	18-19 July	2	3D Sculpture Studio	£104/ £79	12355
10am-4pm	Learn to Draw Taster	Sophie Ambrose	16 July	1	3D Studio 1	£48/ £36	12356
10am-4pm	Mixing & Painting with Colour for Beginners	Sophie Ambrose	17 July	1	3D Studio 1	£48/ £36	12357
10am-12.30pm	Family Learning Drawing & Painting	Antonia Reina	18-19 July	2	3D Studio 1	£74 (parent & 1 child)	12358
1.30pm-4pm	Kids Art Club 8-12 years	Antonia Reina	18-19 July	2	3D Studio 1	£48	12359

Evening Classes							
6pm-9pm	Painting in Oils – Getting Started	Shaun Carey	16-17 July	2	Studio 1	£58/ £45	12360
6pm-9pm	Introduction to Drawing & Painting	Paul Schofield	16-17 July	2	Studio 2	£58/ £45	12361
6pm-9pm	Mixed Media: Acrylic & Water Mixable Oils	Paige Barry	16-17 July	2	Studio 3	£58/ £45	12362
6pm-9pm	Open Studio Etching	Melanie Bellis	16 July	1	Print Studio	£34/ £27	12363
4.30pm-7.30pm	Open Studio Pottery	Simon Ashworth	16 July	1	3D Pottery Studio	£34/ £27	12364
4.30pm-7.30pm	Open Studio Pottery	Simon Ashworth	17 July	1	3D Pottery Studio	£34/ £27	12365
Week 2	Title	Tutor	Dates	Days	Room	Fee/60+	Code
10am-4pm	3 Days: Life Drawing with two models	Jan Malaszek	22-24 July	3	Studio 1	£199/ £159	12366
10am-4pm	2 Days: Figurative Drawing Beginners	Shaun Carey	25-26 July	2	Studio 1	£118/ £96	12367
10am-4pm	Good Artists Copy Great Artist Steal by The River Thames - Oil Painting	Ian Ellis	22-24 July	3	Studio 2 / Ext	£145/ £108	12368
10am-4pm	Open Studio Painting	Ian Ellis	25 July	1	Studio 2	£48/ £36	12369
10am-4pm	Open Studio Painting	Ian Ellis	26 July	1	Studio 2	£48/ £36	12370
10am-4pm	2 Days: Introduction to Watercolour	Paul Dixon	22-23 July	2	Studio 3	£96/ £72	12371
10am-4pm	Expressive Pastels: Still Life	Shaun Carey	24 July	1	Studio 3	£48/ £36	12373
10am-12.30pm	Family Learning Drawing & Painting 7-12 yrs	Antonia Reina	25-26 July	2	3D Studio 1	£74 parent & 1 child	12374
1.30pm-4pm	Kids Art Club 8-12 years	Antonia Reina	25-26 July	2	3D Studio 1	£48	12375
10am-4pm	2 Days: Screenprinting Workshop (Beginners)	Justine Ellis	22-23 July	2	Print Studio	£104/ £79	12376
10am-4pm	2 Days: Screenprinting Workshop (Int / Adv)	Justine Ellis	22-23 July	2	Print Studio	£104/ £79	12377
10am-4pm	2 Days: Painterly Etching	Melanie Bellis	24-25 July	2	Print Studio	£104/ £79	12378
10am-4pm	Open Studio: Etching	Melanie Bellis	26 July	1	Print Studio	£52/ £39	12379
10am-4pm	2 Days: Printmaking for Young People 13-17	Paul Schofield	22-23 July	2	Studio 4	£95	12380
10am-4pm	Lino Printing Day	Paul Schofield	24 July	1	Studio 4	£52/ £39	12381
10am-4pm	2 Days: Collagraph Printmaking Workshop	Paul Schofield	25-26 July	2	Studio 4	£104/ £79	12382
10am-4pm	2 Days: Life Sculpture (All Levels)	Eithne Healy	22-23 July	2	3D Pottery Studio	£132/ £96	12383
10am-4pm	2 Days: Pottery Workshop	Leigh Jenkinson	24-25 July	2	3D Pottery Studio	£104/ £79	12384
10am-12.30pm	Open Studio Pottery	Simon Ashworth	26 July	1	3D Pottery Studio	£29/ £23	12385
1.30pm-4pm	Open Studio Pottery	Simon Ashworth	26 July	1	3D Pottery Studio	£29/ £23	12386
10am-4pm	Digital Illustration	Isabella Kuijers	22 July	1	Digital Studio	£48/ £36	12387
10am-4pm	B&W Darkroom Photography	Simon Fernandez	23 July	1	Digital Studio	£48/ £36	12388
10am-4pm	2 Days: Landscape Photography	Neil White	24-25 July	2	Digital Studio	£96/ £72	12389
10am-4pm	Lightroom & Photoshop for Photographers	Simon Fernandez	26 July	1	Digital Studio	£48/ £36	12390

10am-12.30pm	Family Learning Pottery 7-12 years	Belinda Bates	22-23 July	2	3D Sculpture Studio	£79 parent & 1 child	12391
1.30pm-4pm	Kids Pottery Club 8-12 years	Leigh Jenkinson	22-23 July	2	3D Sculpture Studio	£52	12392
10am-4pm	3 Days: Introduction to Pottery	Sarah Deeks	24-26 July	3	3D Sculpture Studio	£156/ £119	12393
10am-4pm	Create a Character for Children's Books	Sophie Ambrose	22 July	1	3D Sculpture Studio	£48/ £36	12394
10am-4pm	2 Days: Introduction to Drawing & Colour	Sophie Ambrose	23-24 July	2	3D Studio 1	£96/ £72	12395
10am-4pm	2 Days: Art & Design for Young People 13-17	Eithne Healy	25-26 July	2	Studio 3	£89	12396
Week 3	Title	Tutor	Dates	Days	Room	Fee	Code
10am-4pm	Composition & Colour: Drawing & Painting on the River Thames	Ian Ellis	29-31 July	3	Studio 1 /Ext	£145/ £108	12397
10am-4pm	2 Days: Life Drawing (All Levels)	Shaun Carey	1-2 Aug	2	Studio 1	£118/ £96	12398
10am-4pm	3 Days: Art & Design for Young People 13-17	Eithne Healy	29-31 July	3	Studio 2	£134	12399
10am-4pm	2 Days Experimental Art & Media	Eithne Healy	1-2 Aug	2	Studio 2	£96/ £72	12400
10am-4pm	2 Days: Experimental Landscape Painting	Nigel Murray	29-30 July	2	Studio 3	£96/ £72	12401
10am-4pm	Watercolour Painting (All Levels)	Shaun Carey	31 July	1	Studio 3	£48/ £36	12402
10am-12.30pm	Family Learning Drawing & Painting 7-12 yrs	Antonia Reina	1-2 Aug	2	Studio 3	£74 parent & 1 child	12403
1.30pm-4pm	Kids Art Club 8-12 years	Antonia Reina	1-2 Aug	2	Studio 3	£48	12404
10am-4pm	Open Studio: Etching	Melanie Bellis	29 July	1	Print Studio	£52/ £39	12405
10am-4pm	Open Studio: Etching	Melanie Bellis	30 July	1	Print Studio	£52/ £39	12406
10am-4pm	3 Days: Etching All Level	Melanie Bellis	31 Jul-2 Aug	3	Print Studio	£156/ £117	12407
10am-4pm	Experimental Etched Lino	Paul Schofield	29 July	1	Studio 4	£52/ £39	12408
10am-4pm	2 Days: Collagraph Printmaking Workshop	Paul Schofield	30-31 July	2	Studio 4	£104/ £79	12409
10am-4pm	2 Days: Drawing & Printmaking from Sculpture	Paul Schofield	1-2 Aug	2	Studio 4	£104/ £79	12410
10am-4pm	Intensive Throwing Week	John Dawson	29 Jul -2 Aug	4	3D Pottery Studio	£275/ £225	12411
10am-4pm	B&W Darkroom Photography	Simon Fernandez	30 July	1	Digital Studio	£48/ £36	12412
10am-4pm	Lightroom & Photoshop for Photographers	Simon Fernandez	31 July	1	Digital Studio	£48/ £36	12413
10am-4pm	2 Days: Street Photography	Neil White	1-2 Aug	2	Digital Studio	£96/ £72	12414
10am-12.30pm	Family Learning Pottery 7-12 years	Kaitlyn Watson	29-30 July	2	3D Sculpture Studio	£79 parent & 1 child	12415
1.30pm-4pm	Kids Pottery Club 8-12 years	Kaitlyn Watson	29-30 July	2	3D Sculpture Studio	£52	12416

10am-12.30pm	Open Studio Pottery	Belinda Bates	31 July	1	3D Pottery Studio	£29/ £23	12417
1.30pm- 4pm	Open Studio Pottery	Belinda Bates	31 July	1	3D Pottery Studio	£29/ £23	12418
10am- 4pm	2 Days: Introduction to Pottery 14 Plus	Sarah Deeks	1-2 Aug	2	3D Sculpture Studio	£104/ £79	12419
10am-12.30pm	Kids Art Club 8-12 years	Chud Clowes	29-30 July	2	3D Studio 1	£48	12420
1.30pm-4.00pm	Family Learning Drawing & Painting 7-12 yrs	Isabella Kuijers	29-30 July	2	3D Studio 1	£74 parent & 1 child	12421
10am-4pm	Learn to Draw Taster	Isabella Kuijers	31 July	1	3D Studio 1	£48/ £36	12422
10am-4pm	2 Days: Drawing & Pastels	Paul Dixon	1-2 Aug	2	3D Studio 1	£96/ £72	12423
Week 4	Title	Tutor	Dates	Days	Room	Fee/60+	Code
10am-4pm	Open Studio Painting	Isabella Kuijers	5 Aug	1	Studio 1	£48/ £36	12424
10am-4pm	Open Studio Painting	Isabella Kuijers	6 Aug	1	Studio 1	£48/ £36	12425
10am-4pm	Portrait Drawing	Eithne Healy	7 Aug	1	Studio 1	£48/ £36	12426
10am-4pm	2 Days: Life Drawing (All Levels)	Eithne Healy	8-9 Aug	2	Studio 1	£118/ £96	12427
10am-4pm	2 Days: Experimental Art & Media	Eithne Healy	5-6 Aug	2	Studio 2	£96/ £79	12428
10am-4pm	3 Days: Art & Design for Young People 13-17	Paul Schofield	7-9 Aug	3	Studio 2	£134	12429
10am-4pm	2 Days: Architectural Drawing & Painting - Expression	Nigel Murray	5-6 Aug	2	Studio 3	£96/ £79	12430
10am- 4pm	Introduction to Drawing	Isabella Kuijers	7 Aug	1	Studio 3	£48/ £36	12431
10am-4pm	Introduction to Landscape Drawing	Nigel Murray	8 Aug	1	Studio 3	£48/ £36	12432
10am- 4pm	Introduction to Interior Design 14 Plus	Sniesz Tobarina	9 Aug	1	Studio 3	£48/ £36	12433
10am- 4pm	Open Studio: Etching	Melanie Bellis	5 Aug	1	Print Studio	£52/ £39	12434
10am- 4pm	Open Studio: Etching	Melanie Bellis	6 Aug	1	Print Studio	£52/ £39	12435
10am- 4pm	3 Days: Alternative Sustainable Etching (All Levels)	Catherine Greenwood	7-9 Aug	3	Print Studio	£156/ £117	12436
10am-4pm	2 Days: Experimental Printmaking (All Levels)	Paul Schofield	5-6 Aug	2	Studio 4	£104/ £79	12438
10am-4pm	Monoprinting	Melanie Bellis	7 Aug	1	Studi04	£52/ £39	12439
10am- 4pm	2 Days: Watercolour-Painting Seasonal Flowers	Isabella Kuijers	8-9 Aug	2	Studio 4	£96/ £72	12440
10am- 4pm	3 Days: Pottery Workshop	John Dawson	5-7 Aug	3	3D Pottery Studio	£156/ £119	12441
10am-12.30pm	Open Studio Pottery	Simon Ashworth	8 Aug	1	3D Pottery Studio	£29/ £23	12442
1.30pm-4.00pm	Open Studio Pottery	Simon Ashworth	8 Aug	1	3D Pottery Studio	£29/ £23	12443
10am-12.30pm	Open Studio Pottery	Simon Ashworth	9 Aug	1	3D Pottery Studio	£29/ £23	12444
1.30pm-4.00pm	Open Studio Pottery	Simon Ashworth	9 Aug	1	3D Pottery Studio	£29/ £23	12445
10am-4pm	Digital Illustration	Isabella Kuijers	6 Aug	1	Digital Studio	£48/ £36	12446

10am-4pm	2 Days: Photography for Young People 13-17 years	Neil White	7-8 Aug	2	Digital Studio	£96/ £72	12447
10am- 4pm	3 Days: Introduction to Pottery	Sarah Deeks	5-7 Aug	3	3D Sculpture Studio	£156/ £119	12448
10am-12.30pm	Family Learning Pottery 7-12 years	Belinda Bates	8-9 Aug	2	3D Sculpture Studio	£79 parent & 1 child	12449
1.30pm-4pm	Kids Pottery Club 8-12 years	Kaitlyn Watson	8-9 Aug	2	3D Sculpture Studio	£52	12450
10am-12.30pm	Family Learning Drawing & Painting 7-12 yrs	Belinda Bates	5-6 Aug	2	3D Studio 1	£74 parent & 1 child	12451
1.30pm-4pm	Kids Art Club 8-12 years	Chud Clowes	5-6 Aug	2	3D Studio 1	£48	12452
10am- 4pm	Introduction to Pastels	Kaitlyn Watson	7 Aug	1	3D Studio 1	£48/ £36	12453
10am-12.30pm	Kids Art Club 8-12 years	Antonia Reina	8-9 Aug	2	3D Studio 1	£52	12454
1.30pm-4pm	Family Learning Drawing & Painting 7-12 yrs	Antonia Reina	8-9 Aug	2	3D Studio 1	£79 parent & 1 child	12455

The fees for each course are shown in the table. Classes have two fees listed – the standard fee and the discounted fee payable if you are a Wandsworth resident over 60 years of age. There are no discounts available for family learning courses. Refunds will only be given if the school cancels a course. Please see our website for our full refund policy.



Contact us

Putney School of Art and Design, Oxford Road, London SW15 2LQ

Bentley House, 4a Disraeli Road, London SW15 2DS *Limited access

School opening hours are Mondays to Thursdays 9.30am to 5pm and 6pm to 8pm, Fridays 9.30am to 5pm and Saturdays 9.30am to 4pm.

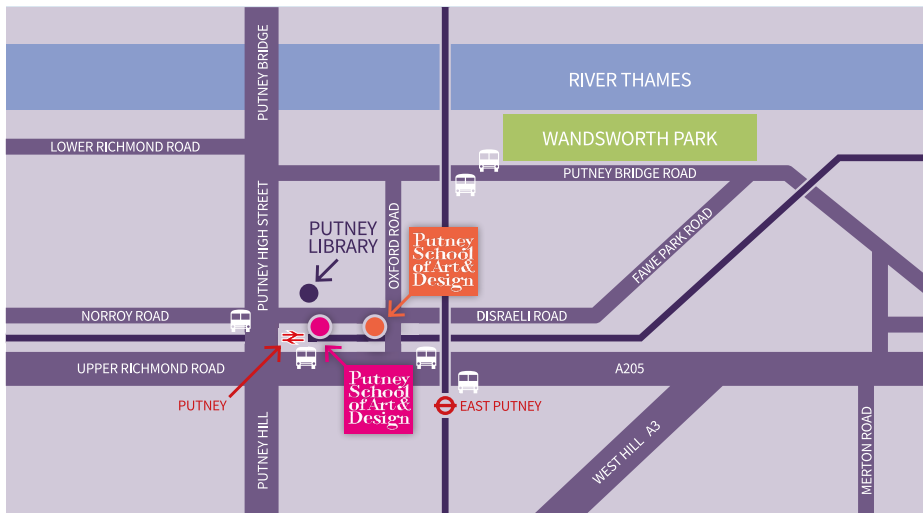
3 ways to book:

☎ 020 3959 0110

@ psad@enablelc.org

🌐 www.psad.org.uk

Find us



In partnership with

enable.

For happy, healthier communities.
Not for profit.